

Handling System for Hood type Pre-wash Table with 600x500 Bowl Left to Right, 1200mm

ITEM # _____

MODEL # _____

NAME # _____

SIS # _____

AIA # _____


865315 (BHHPT6B12L)

 Prewash table with
 600x500mm bowl for Hood
 Type, l>r, 1200mm

Short Form Specification

Item No. _____

For hood type dishwashers. Constructed in 304 AISI stainless steel with backsplash mm250h. N. 2 square 40x40mm tubular legs on height-adjustable feet. Bowl size mm600x500x250h with overflow pipe and drain hole. Basket direction: from left to right.

Main Features

- Supplied knocked-down and easy to assemble.
- Plain undershelves and pre-rinse units available as optional accessories.

Construction

- Stainless steel feet 50 mm adjustable in height to ensure that tables drain back into the dishwasher.
- 700x500x300mm bowl available upon request.
- Included splashback to prevent water spatter.
- Deep anti-drip profiles completely folded with lower edge for safe and easy cleaning.
- All surfaces smooth with polished finish.
- 40x40 mm square tubular legs in AISI 304 stainless steel.
- 304 AISI stainless steel construction throughout.
- To be secured to the dishwasher and fitted with one pair of legs at the other end.

Sustainability

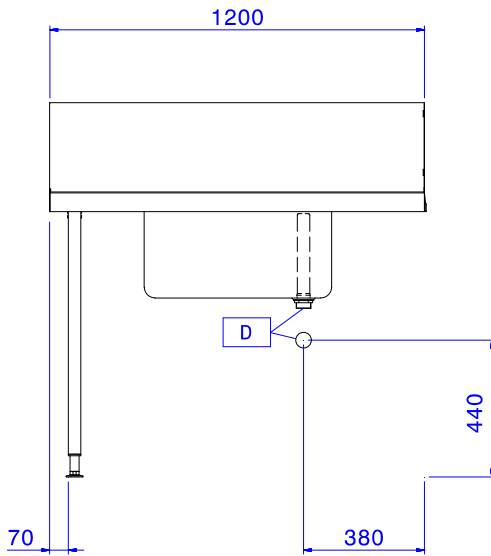
- Designed for 500x500 mm dishwashing racks (it is necessary to connect a rail to the table to avoid baskets from falling).

Optional Accessories

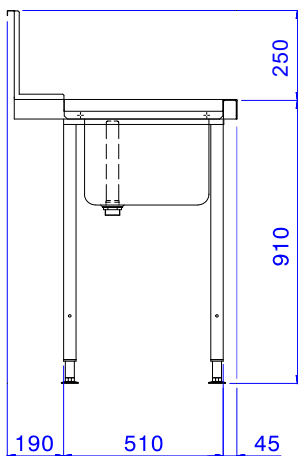
- Undershef for Dishwasher table, 1200 mm PNC 865352
- Basket guide for Dishwasher table with bowl 600 mm for Hood Type and Rack Type Dishwasher PNC 865370
- Floor fastening kit for 2 square legs PNC 865386
- Single plastic drain syphon 2 " for Sinks PNC 895313

APPROVAL: _____

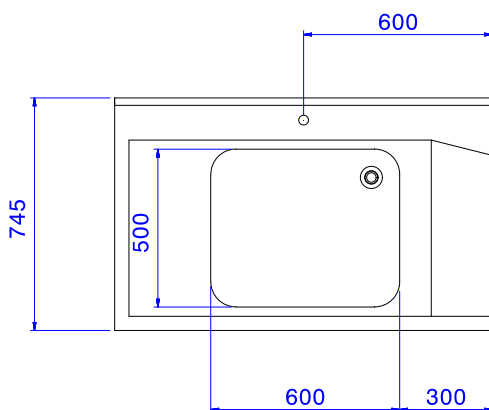
Front



Side



Top


Key Information:

External dimensions, Width:	
865315 (BHHPT6B12L)	1200 mm
External dimensions, Depth:	745 mm
External dimensions, Height:	1170 mm
Net weight:	8 kg
Splashback Dimensions, Height:	300 mm
Basin dimensions:	600x500x300h